


# Red Camlock Hose

Size	Maximum Pressure	Weight Per Foot	Width Laying Flat	Approx Wall Thickness
1 1/2"	150 psi	.20 lbs	2 9/16"	0.075"
2"	150 psi	.28 lbs	3 3/8"	0.080"
3"	150 psi	.54 lbs	5 1/16"	0.095"
4"	125 psi	.67 lbs	6 9/16"	0.100"
6"	115 psi	.125 lbs	10 1/2"	0.105"

## Features

- 30 Day warranty
- Female aluminum camlock fitting
- Male aluminum camlock fitting
- Tube - Blue lay flat PVC
- Reinforcement - Polyester yarn
- Galvanized band clamps
- Type of use - water
- Outside temperature - 150°F to -14° F
- Available in 50 or 100 foot sections




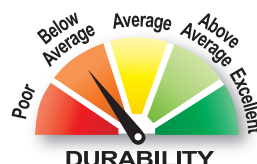
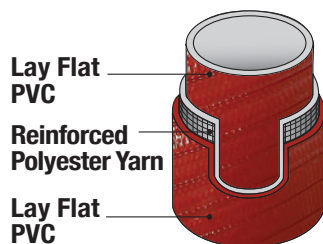
**Used for open ended discharge applications only. Not intended for use as a fire hose, closed applications or with a nozzle.**



**Warning - Hose is not rated for air or any other liquids. Test ratings are for water use only with camlock couplings installed. Not intended for use as a fire hose, closed applications or with Nozzle. Used for open ended discharge applications only.**



**WARNING:** This product can expose you to chemicals including Lead, which is known to the State of California to cause cancer/birth defects or other reproductive harm. For more information go to [www.P65Warnings.ca.gov](http://www.P65Warnings.ca.gov)



**Any hose found to be defective due to materials and / or workmanship shall be replaced at no charge up to 30 days. In general, hose warranties cover manufacturing defects leading to hose failure. Wear through and abuse are not covered by warranty.**